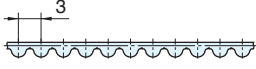
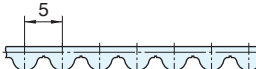

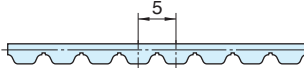
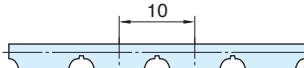



Model and Type

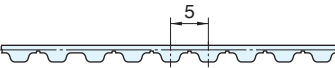
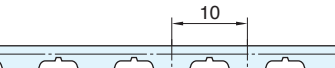
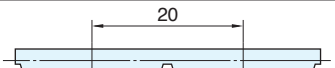
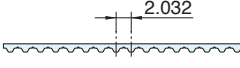
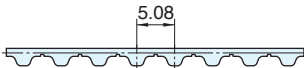
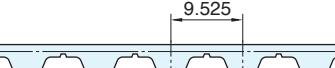
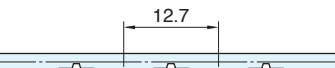
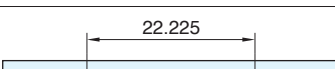
Circular teethed MA belt

Type of teeth	Model	Shape	Pitch of teeth (mm)	Type			Page
				Flex	Joint	Linear	
Circular teethed belt	MA3		3	<input type="radio"/>		<input type="radio"/>	24
	MA5		5	<input type="radio"/>		<input type="radio"/>	26
	MA8		8	<input type="radio"/>		<input type="radio"/>	28

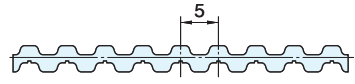
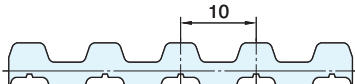
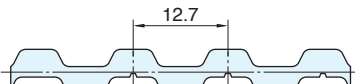
Special trapezium teethed AT belt

Special trapezium teethed belt	AT5		5	<input type="radio"/>	<input type="radio"/>	<input type="radio"/>	30
	AT10		10	<input type="radio"/>	<input type="radio"/>	<input type="radio"/>	32
	AT20		20	<input type="radio"/>		<input type="radio"/>	34

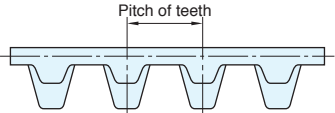
Standard trapezium teethed belt

Trapezium teeth (meters)	T5		5	<input type="radio"/>	<input type="radio"/>	<input type="radio"/>	36
	T10		10	<input type="radio"/>	<input type="radio"/>	<input type="radio"/>	38
	T20		20	<input type="radio"/>	<input type="radio"/>	<input type="radio"/>	40
Trapezium teeth (inches)	MXL		2.032 (0.08inch)			<input type="radio"/>	42
	XL		5.08 (0.2inch)	<input type="radio"/>	<input type="radio"/>	<input type="radio"/>	44
	L		9.525 (0.375inch)	<input type="radio"/>	<input type="radio"/>	<input type="radio"/>	46
	H		12.7 (0.5inch)	<input type="radio"/>	<input type="radio"/>	<input type="radio"/>	48
	XH		22.225 (0.875inch)	<input type="radio"/>	<input type="radio"/>	<input type="radio"/>	50

Double sided belt equipped with trapezium teeth on both sides

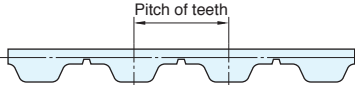
Type of teeth	Model	Shape	Pitch of teeth (mm)	Type			Page
				Flex	Joint	Linear	
Double sided teathed belt	DT5		5	○			52
	DT10		10	○			53
	DH		12.7 (0.5inch)	○			54

Self-tracking belt

Self-tracking belt	MA5-V		5		○		55~59
	AT10-V		10		○		
	T5-V		5			○	
	T10-V		10			○	
	L-V		9.525				

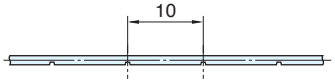
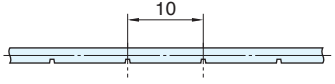
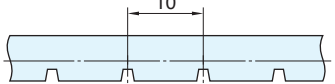
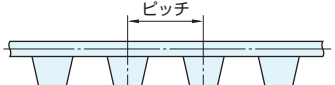
*The figure in the picture depicts the T10-V.

Wide teathed belt

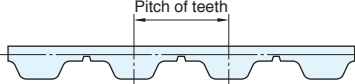
Wide teathed belt	Wide T10		10		○		60~61
	Wide H		12.7				

*The figure in the picture depicts the T10.

Flat belt

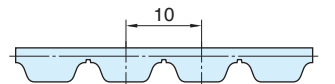
Flat belt	F12		—	○			62
	F20		—	○	○	○	63
	F60		—	○			64
Self-tracking flat belt	F10-V F20-V		—		○		65~66

Double width toothed belts

Double width teathed belts (Two belts heat-welded together side-by-side)	AT10		10	○	○		67~69
	T10		10				
	H		12.7				

*The figure in the picture depicts the T10.

Free attachment belt

Free attachment belt	FAT1		10		○		70
----------------------	------	---	----	--	---	--	----

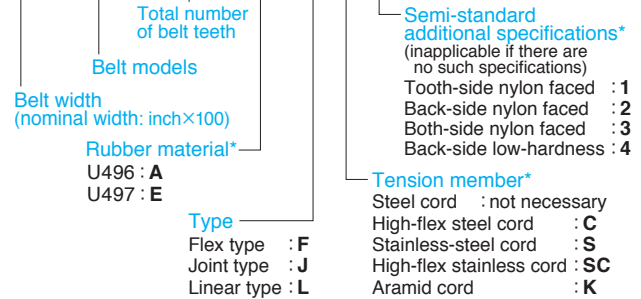
Dimensions and specifications of trapezium teathed belts (inches)

H

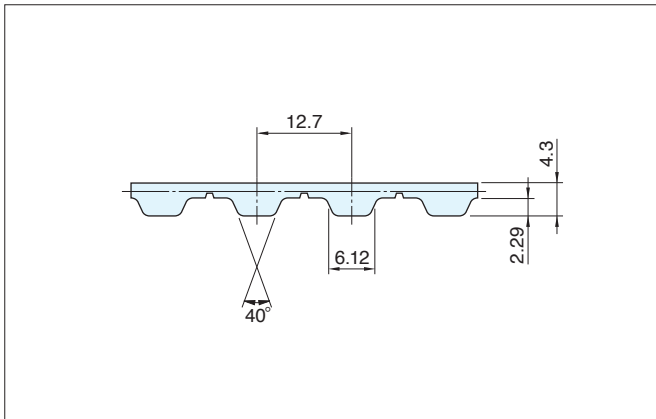
This table provides the supported combinations of dimensions and specification with respect to Iron Rubber belts. Please contact us regarding any specifications not described in the table.

Example of model dimension indication

075-H-0250E-FC1



*Please refer to the table below for the supported combinations of rubber material, tension member, and additional specifications.



Type	Belt width (Nominal width)		Length in mm (Number of teeth)	Additional specifications: symbol	Steel cord	High-flex steel cord	Stainless-steel cord	High-flex stainless cord
	mm	mm			Rubber material	Rubber material	Rubber material	Rubber material
					U497 (E)	U497 (E)	U497 (E)	U497 (E)
F 	075	19.1	Minimum: 609.6 (48)	Without any additional specifications	E-F	E-FC	E-FS	E-FSC
	100	25.4		Maximum: 30010 (2363)	Tooth-side nylon faced : 1	E-F1	E-FC1	E-FS1
	150	38.1	Minimum: 1358.9 (107)		Without any additional specifications	E-F	E-FC	E-FS
	200	50.8		Maximum: 30010 (2363)	Tooth-side nylon faced : 1	E-F1	E-FC1	E-FS1
	300	76.2	Minimum: 1358.9 (107)		Without any additional specifications	E-F	E-FC	E-FS
	400	101.6		Maximum: 30010 (2363)	Tooth-side nylon faced : 1	E-F1	E-FC1	E-FS1

Type	Belt width (Nominal width)		Length in mm (Number of teeth)	Additional specifications: symbol	Steel cord		Aramid cord	
	mm	mm			Rubber material	Rubber material	Rubber material	Rubber material
					U496 (A)	U497 (E)	U496 (A)	U497 (E)
J L 	075	19.1	Minimum: 711.2 (56)	Without any additional specifications	A-J A-L	E-J E-L	A-JK A-LK	E-JK E-LK
	100	25.4		Maximum: 50000 (3938)	Tooth-side nylon faced : 1	A-J1 A-L1	—	A-JK1 A-LK1
	150	38.1	Minimum: 711.2 (56)		Back-side nylon faced : 2	A-J2 A-L2	—	—
	200	50.8		Maximum: 50000 (3938)	Both-side nylon faced : 3	A-J3 A-L3	—	—
	300	76.2	Minimum: 711.2 (56)		Back-side low-hardness : 4	A-J4 A-L4	—	—
	400	101.6		Maximum: 50000 (3938)				

With backside low-hardness belts the thickness is 1mm and the total height 5.3mm (minimum number of pulley teeth: 25). Linear type belts have no minimum length.

Allowable tension F

Unit : N

Belt width		Flex type F	Joint type J	Linear type L
Nominal width	mm			
075	19.1	1040	380	960
100	25.4	1440	640	1280
150	38.1	2240	960	1920
200	50.8	3040	1280	2560
300	76.2	4640	1920	3840
400	101.6	6320	2560	5120

Product mass (reference value)

Unit : g

Model	Flex type F	Joint type J	Linear type L	Remarks
H	113	113 (95)		Width: 25.4mm, length: 1m

() : aramid fiber cord products

The allowable tension only pertains to the tensile load and should not be used as part of the selection criteria. Please calculate the initial tension setting using the procedure provided on page 76. Provides numerical values for steel cords and aramid cords. Set the allowable tension for stainless-steel cords at 80% of the value provided in the table.